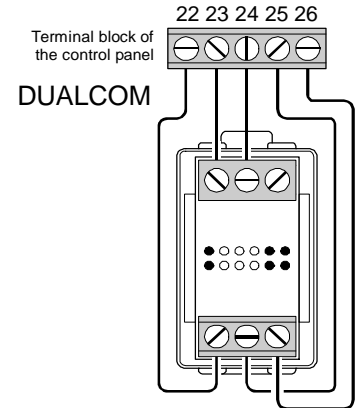
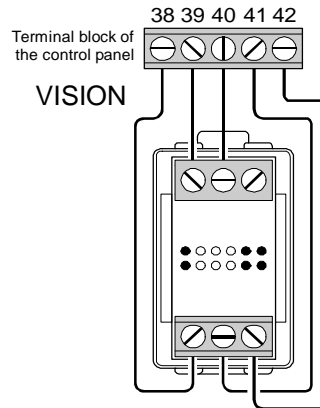
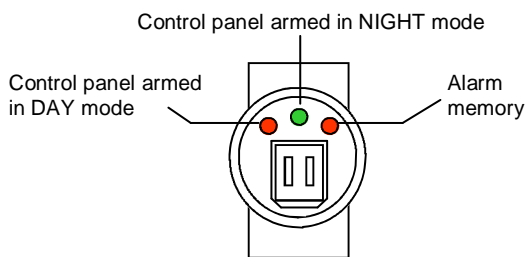


SK-8B / SK-8M / SK-8L remote receptacle

The **SK-8B**, **SK-8M** and **SK-8L** are remote receptacles to installed with the **SK-8 ELECTRONIC KEY** which are used to arm and disarm (in Day and Night mode) the control panels of the series VISION, IT-400 K, DUALCOM and the UNIKEY receiver module. The **SK-8M** is the "Magic" version, the **SK-8L** is the "Living" version while the **SK-8B** is suitable for all the other installation requirements. The below diagrams refer to how each version must be installed. The functions of the LEDS for **SK-8B** and the "Living" **SM-8L** and the Magic **SK-8M** are all the same. For the wiring to each of the control panels and to the UNIKEY RECEIVER MODULE, see below:

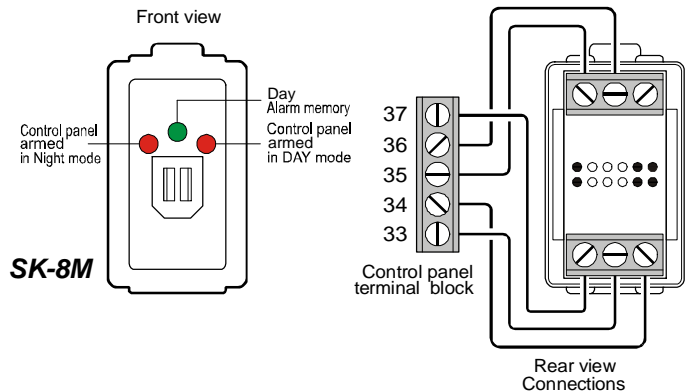
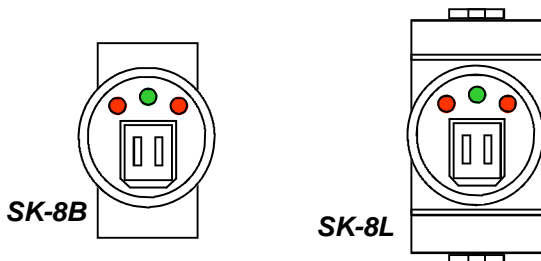
SK-8B / SK-8M / SK-8L installed with control panels series VISION and DUALCOM

The LED functions are as indicated below. For more information refer to the control panel installation manual.



SK-8B / SK-8M / SK-8L installed with IT-400 K control panel

The LED functions are as indicated on the right. For more information refer to the control panel installation manual.



SK-8B / SK-8M / SK-8L installed with UNIKEY receiver PCB module

The installation of all 3 receptacle with the UNIKEY PCB module must be done by following the instructions shown below and on the right.

